

# Series M Mechanical Tilt Float Level Switch

LEVEL SWITCHES – SINGLE POINT

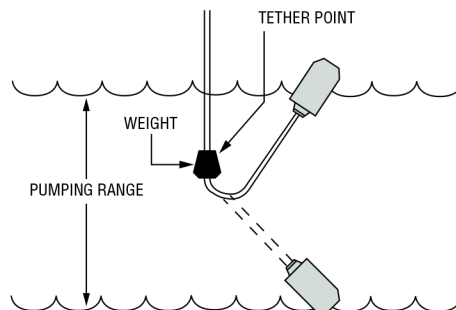
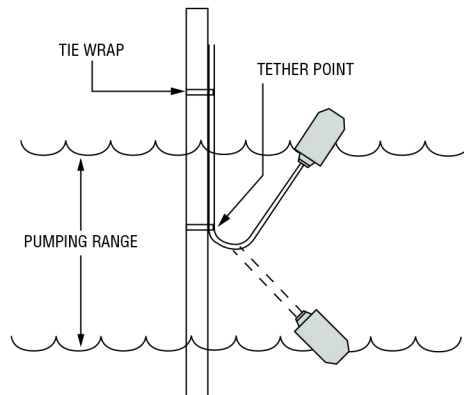
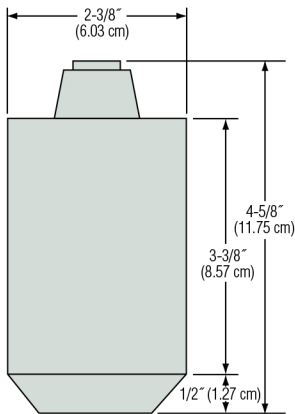
- ▶ Non-Mercury Switch
- ▶ Sealed Cable
- ▶ Impact & Corrosion Resistant ABS Shell
- ▶ N.O., N.C., SPDT Contacts
- ▶ Various Cable Lengths
- ▶ Color Coded Body

Designed for level control and alarm applications in difficult liquids such as sewage and waste water. Series M mechanical tilt floats are ideal for applications where the presence of mercury is a concern. Series M Switches have impact resistant ABS shell and neoprene jacketed cable.

## Specifications

<b>Cord</b>	2 or 3 conductor 16 AWG wire SJOW Oil Resistant CPE
<b>Contact Rating</b>	13 amp @ 120/240 VAC 1/2 hp
<b>Contact Design</b>	SPST, Normally Open or Normally Closed Common with N.O. & N.C. (form C)
<b>Temperature Rating</b>	
<b>Dry</b>	32°F to 194°F (0°C to 90°C)
<b>Water Resistant</b>	32°F to 140°F (0°C to 60°C)
<b>Overall Weight</b>	1.0 lbs. (not including weight)
<b>Tether Method</b>	Tie-wrap nylon, weight: 2.5 lbs.
<b>Approvals</b>	U.L. Recognized, CSA Cert. RoHS – In compliance with EU-directive 2011/65/EC requirements for chemicals and substances

## Dimensions

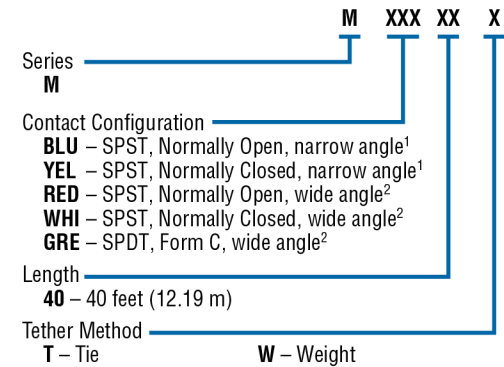


## Applications

- Level Control
- Alarms
- Sewage Lift Systems
- Slurries
- Drainage Sumps
- Wastewater Treatment
- Holding Tanks

## How to Order

Use the **Bold** characters from the chart below to construct a product code.



Tether Method	Part Number
Tie Wrap	<b>7762360</b>
Weight	<b>7762381</b>

**Notes:**

1. Narrow angle pumping range approximately 2 in. to 8 in.
2. Wide angle pumping range approximately 5 in. to 18 in.